

Badische Landesbibliothek Karlsruhe

Digitale Sammlung der Badischen Landesbibliothek Karlsruhe

Die moderne Damenschneiderei in Wort und Bild

**Bartesch, Hermine
Fiedler, Mathilde**

Leipzig ; Nordhausen, [1918]

Die Stiche

urn:nbn:de:bsz:31-106271

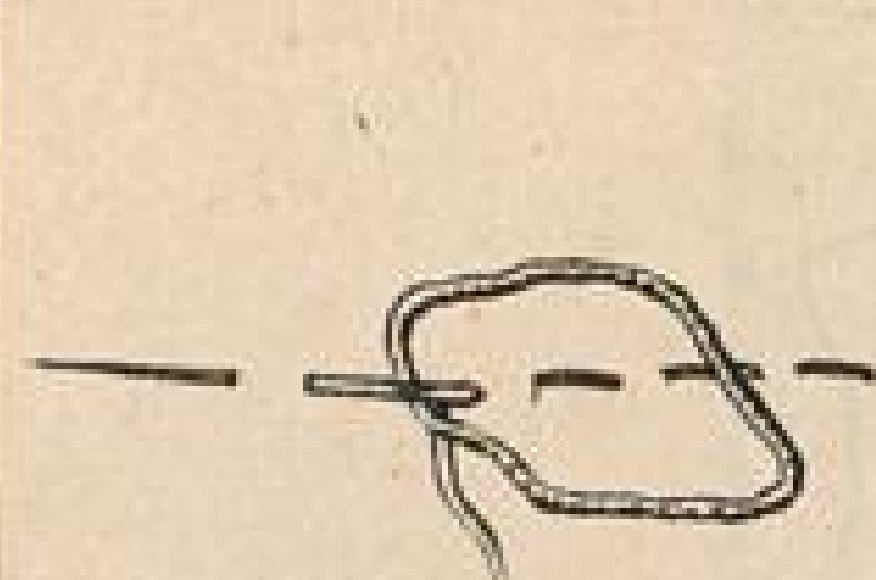


Abb. 1. Heftstich




Abb. 2. Vorstich.




Abb. 3. Hinterstich




Abb. 4. Steppstich.

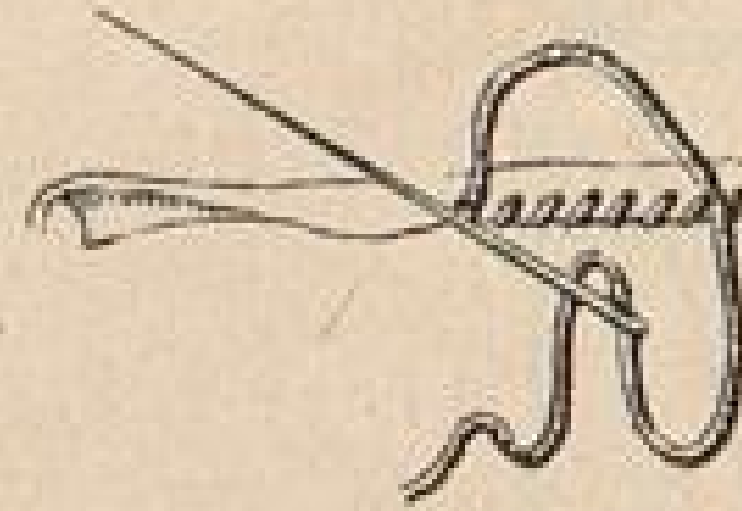


Abb. 5. Saumstich.



Abb. 6. Oberwendlicher Stich.




Abb. 7. Hohlstich.



Abb. 8. Muschenstich.

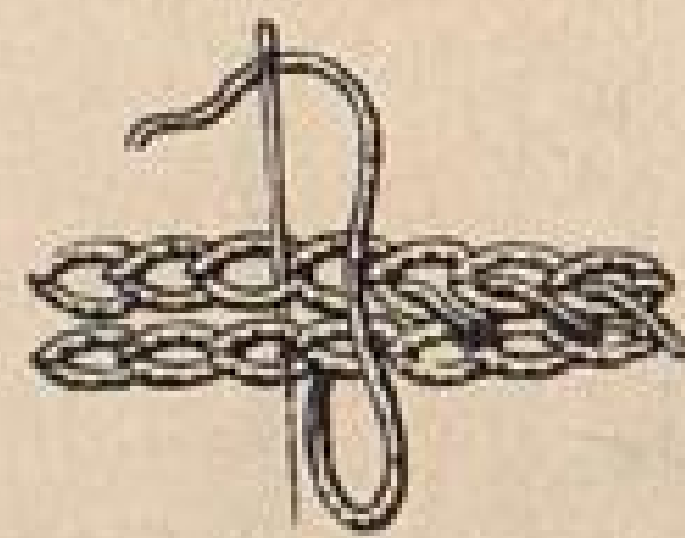


Abb. 9. Börtchen aus Kettenstichen.

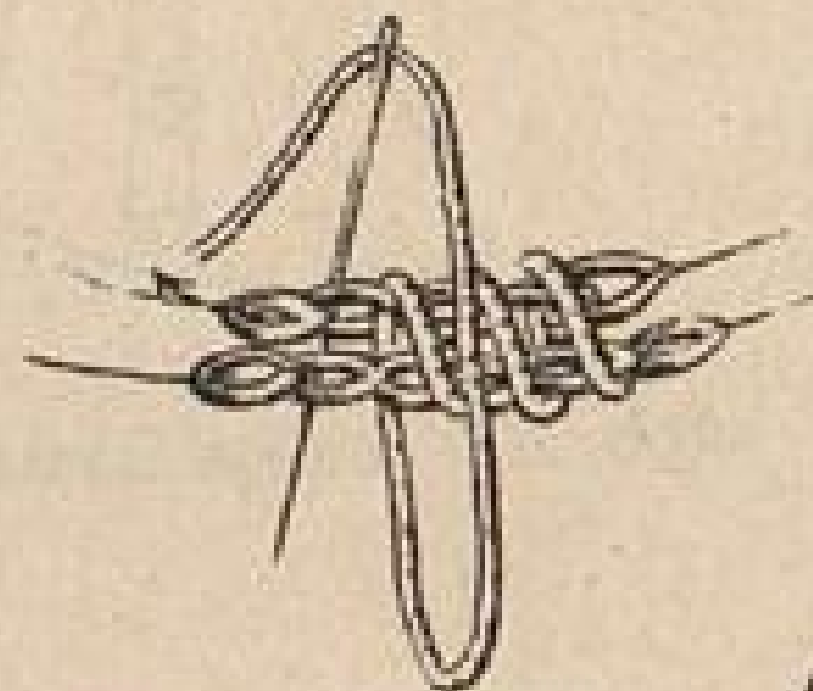


Abb. 10. Börtchen aus Kettenstichen.

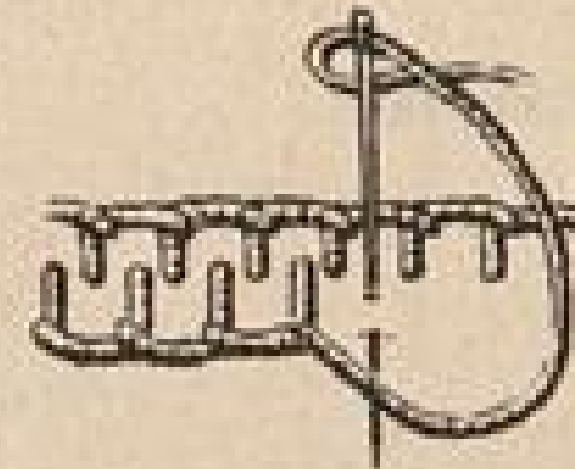


Abb. 11. Languettenstich.




Abb. 12. Knötchen.



Abb. 13. Korallenstich.



Abb. 14. Leiterstich.

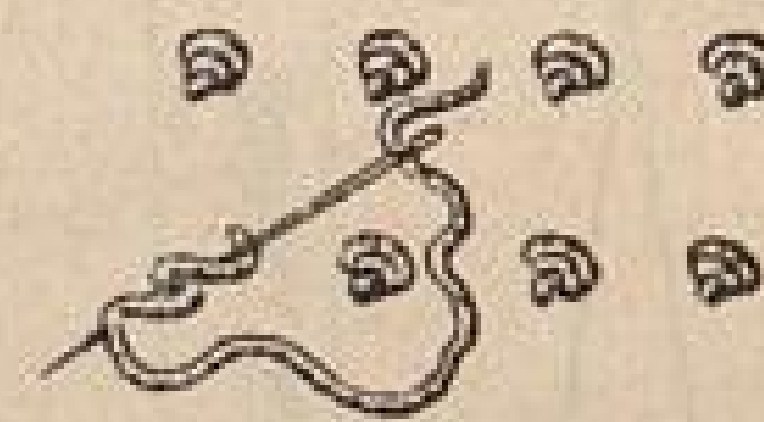


Abb. 15. Gedrehte Knötchen.



Abb. 16. Zierschnur.



Abb. 17. Zierstich zur Verbindung zweier Stoffteile.

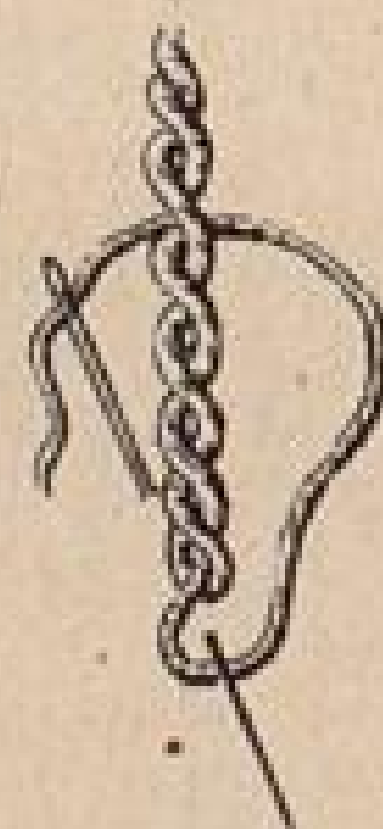


Abb. 18. Einfache Schnur.



Abb. 19. Besatzschnur.



Abb. 20. Kettenstich.

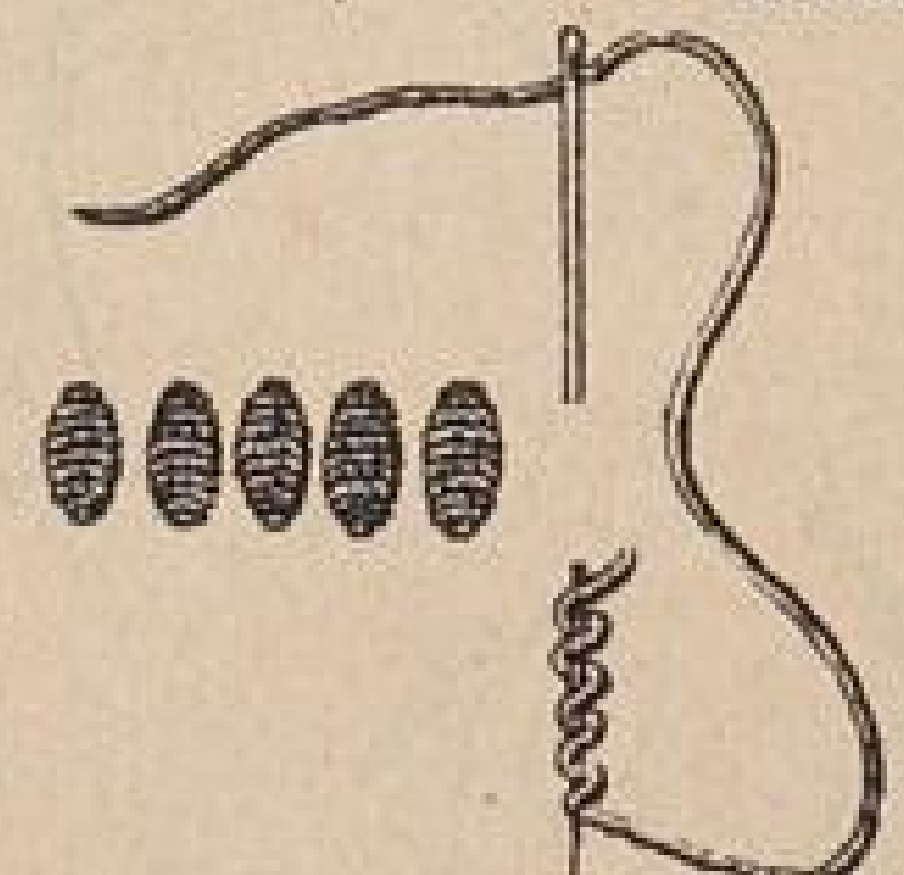


Abb. 21. Wickelstich.



Abb. 22. Bindlochstickerei zur Verzierung von Blusen.

1. Vorgezeichnetes Bindloch. 2. Halbfertig gesticktes Bindloch. 3. Fertiges Bindloch.



Abb. 23. Kreuznaht oder Hexenstich.



Abb. 24. Gerader Fischgrätenstich.




Abb. 25. Schräger Fischgrätenstich.



Abb. 26. Schnurstich.



Abb. 27. Breiter Stilstich.



Abb. 28. Schmalere Stilstich.

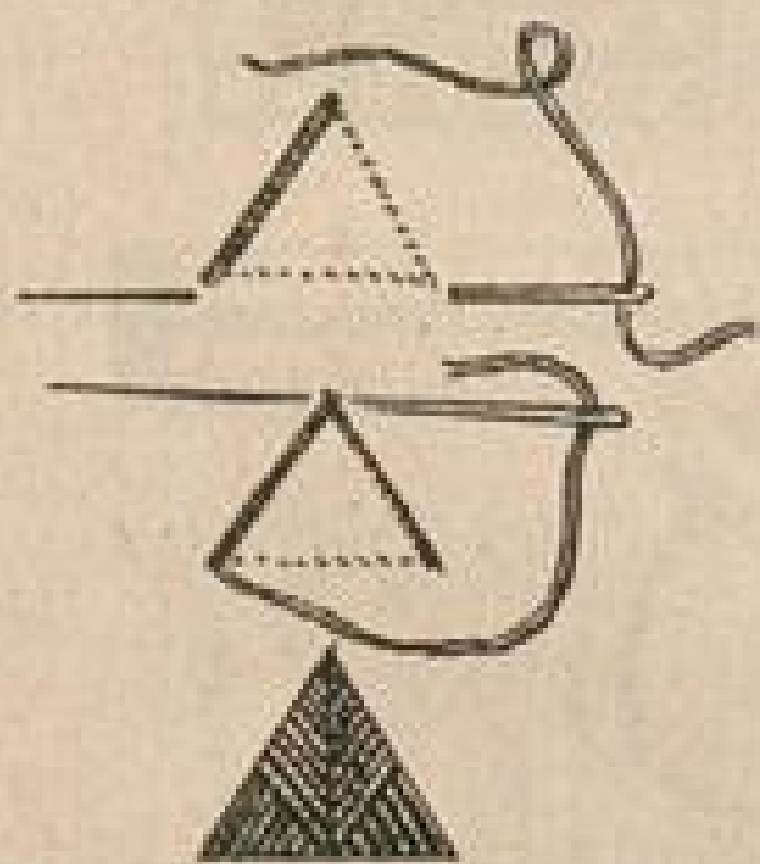


Abb. 29. Genähte Fliegen.

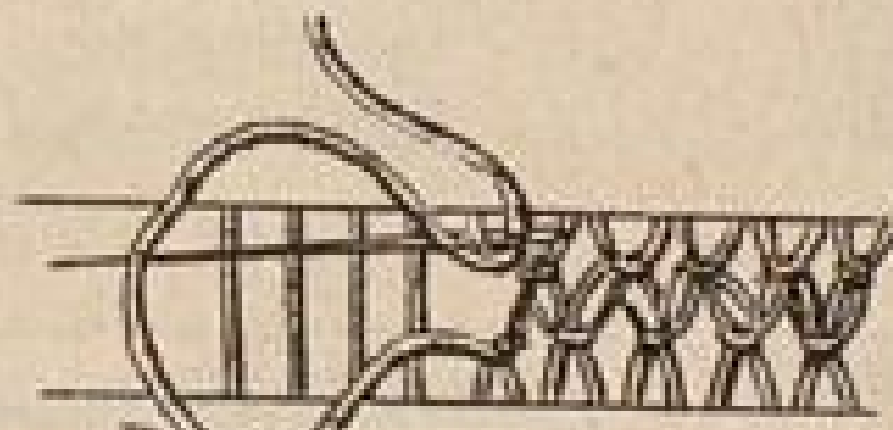


Abb. 30. Zierstichverbindung für Seidenblenden.

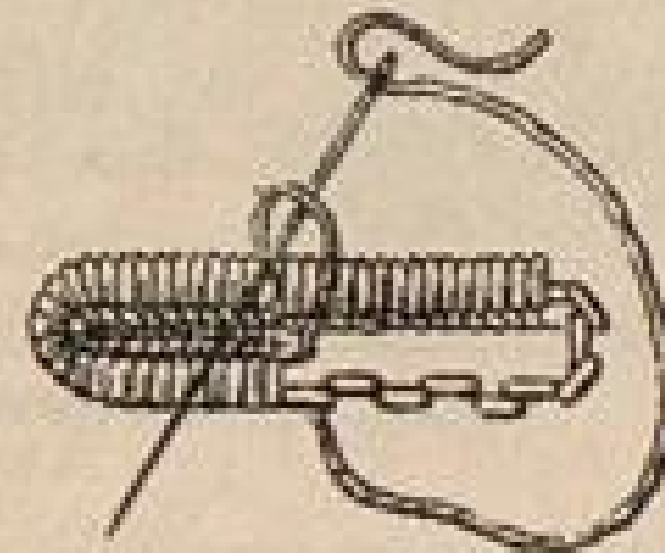


Abb. 31. Knopfloch.




Abb. 32. Knopfloch.

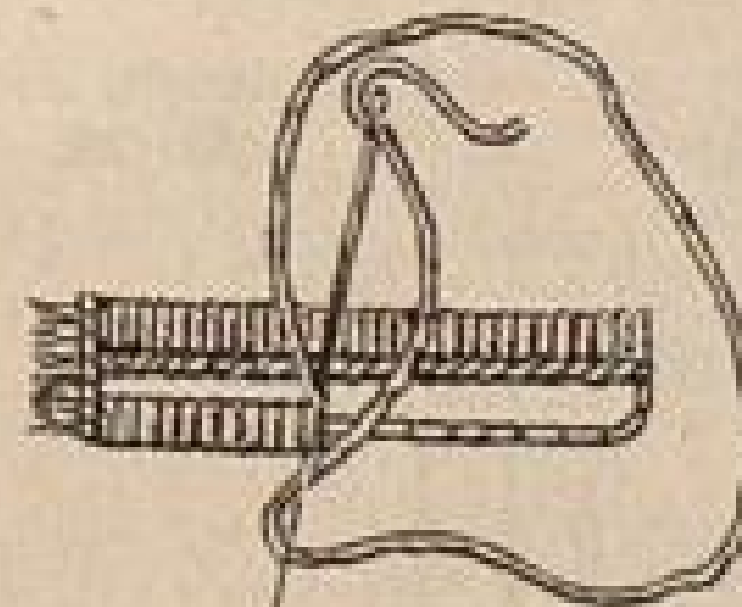


Abb. 33. Knopfloch.




Abb. 34. Knopfloch mit eingelegtem Quispel.




Abb. 35. Mit der Maschine ausgeführter Perlstich.



Abb. 36. Durchschlagen der Nähte.