

Badische Landesbibliothek Karlsruhe

Digitale Sammlung der Badischen Landesbibliothek Karlsruhe

Ausführliche theoretisch-practische Anweisung zum Piano-Forte-Spiel

vom ersten Elementar-Unterrichte an bis zur vollkommensten Ausbildung

Hummel, Johann Nepomuk

Wien, 1828

4. Kapitel

[urn:nbn:de:bsz:31-231219](https://nbn-resolving.org/urn:nbn:de:bsz:31-231219)

VIERTES KAPITEL.

Vom Vertauschen des einen Fingers mit dem andern auf demselben Tone.

§. 1.

Dieses Kapitel hat zwar wegen des öftern Finger-Auslassenseinige Ähnlichkeit mit dem vorigen, ist aber dennoch ganz anderer Art; da das Einsetzen eines andern Fingers stets auf einer und der selben Taste statt findet. a)

§. 2.

Es ist ebenfalls in vielen Fällen ein Mittel, überflüssiges Untersetzen des Daumens und Überschlagen der Finger zu vermeiden, und dem Spieler den Vortrag zu erleichtern.

§. 3.

Der Einsatzfinger muss mit Leichtigkeit die, von dem andern verlassene Taste, ohne Trennung der Töne, einnehmen, und die Hand durch ruhiges Nachrücken dem Vortrag die gehörige Bindung geben.

a)

anstatt: etc.

IV.

Vertauschen des einen Fingers mit dem andern auf demselben Tone.

1. *Terz-Umfang.*

a) Hier muss der vertauschende Finger, die Stelle des früher auf demselben Ton gebrauchten Fingers, leicht und ruhig einnehmen, und jede heftige Bewegung der Hand vermieden werden.

2. *Quarten-Umfang*

3.

(5201.)

Eigenthum u. Verlag von Tob. Haslinger in Wien.

4. *Quinten-Umfang.*

5.


6.


7.


8.

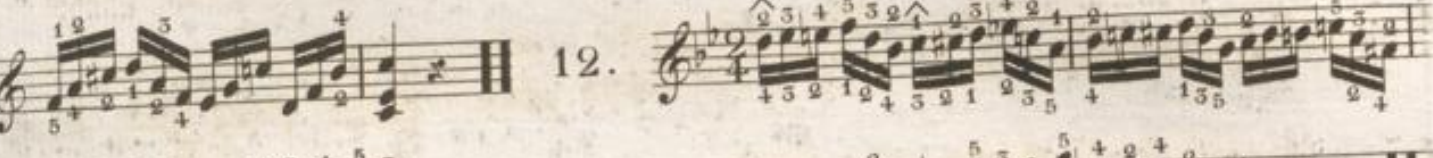
(5201.)


Eigentum u. Verlag von Tob. Haslinger in Wien.


9. 


10. 


11. 


12. 


13. *Sexten - Umfang.* 


14. 

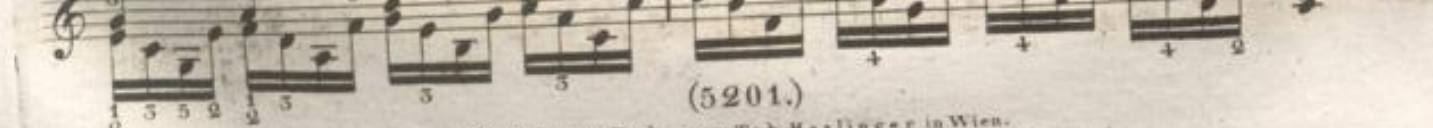
15. 















(5201.)


Eigenthum u. Verlag von Tob. Haslinger in Wien.

16. 

17. 

18. 

19. 

20. 

(5201.)

Eigenthum u. Verlag von Tob. Haslinger in Wien.

21. Musical notation for exercise 21, first system. It consists of two staves in 2/4 time. The first staff has a treble clef and a key signature of one flat. The second staff has a bass clef. The music features a series of eighth and sixteenth notes with various fingerings indicated by numbers 1-5. There are some asterisks and accents above certain notes.

22. Musical notation for exercise 22, first system. It consists of two staves in 2/4 time. The first staff has a treble clef and a key signature of one flat. The second staff has a bass clef. The music features a series of eighth and sixteenth notes with various fingerings indicated by numbers 1-5. There are some asterisks and accents above certain notes.

23. Musical notation for exercise 23, first system. It consists of two staves in 2/4 time. The first staff has a treble clef and a key signature of one flat. The second staff has a bass clef. The music features a series of eighth and sixteenth notes with various fingerings indicated by numbers 1-5. There are some asterisks and accents above certain notes.

24. Musical notation for exercise 24, first system. It consists of two staves in 2/4 time. The first staff has a treble clef and a key signature of one flat. The second staff has a bass clef. The music features a series of eighth and sixteenth notes with various fingerings indicated by numbers 1-5. There are some asterisks and accents above certain notes.

25. Musical notation for exercise 25, first system. It consists of two staves in 2/4 time. The first staff has a treble clef and a key signature of one flat. The second staff has a bass clef. The music features a series of eighth and sixteenth notes with various fingerings indicated by numbers 1-5. There are some asterisks and accents above certain notes.

26. Musical notation for exercise 26, first system. It consists of two staves in 2/4 time. The first staff has a treble clef and a key signature of one flat. The second staff has a bass clef. The music features a series of eighth and sixteenth notes with various fingerings indicated by numbers 1-5. There are some asterisks and accents above certain notes.

(5201.)

Eigenthum u. Verlag von Tob. Haslinger in Wien.

27. Musical notation with fingerings and slurs.

Musical notation for exercise 28.

Musical notation for exercise 29.

Musical notation for exercise 30.

Musical notation for exercise 31.

Musical notation for exercise 32.

Musical notation for exercise 33.

Musical notation for exercise 34.

Musical notation for exercise 35.


Musical notation for exercise 36.


Musical notation for exercise 37.


Musical notation for exercise 38.


(5201.)

Eigentum u. Verlag von Tob. Haslinger in Wien.

34. 

35. 

36. 

37. *Octaven-Umfang.* 

(5201.)

Eigentum u. Verlag von Tob. Haslinger in Wien.

38.

40.

41.

(5201.)

Eigentum u. Verlag von Tob. Haslinger in Wien.

+ 286 +

42.

43.

44.

45.

46.

47.

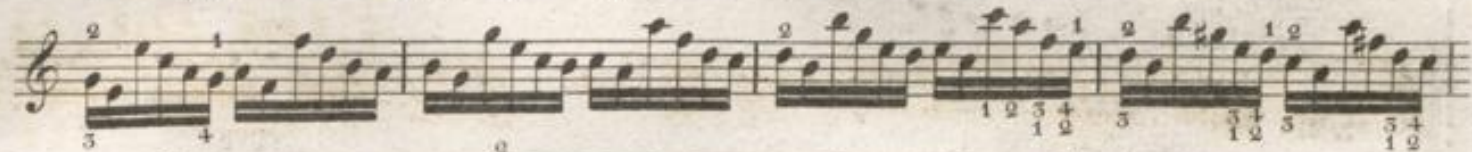
48.

49.

(5201.)

Eigentum u. Verlag von Tob. Haslinger in Wien.

50. 





51. 

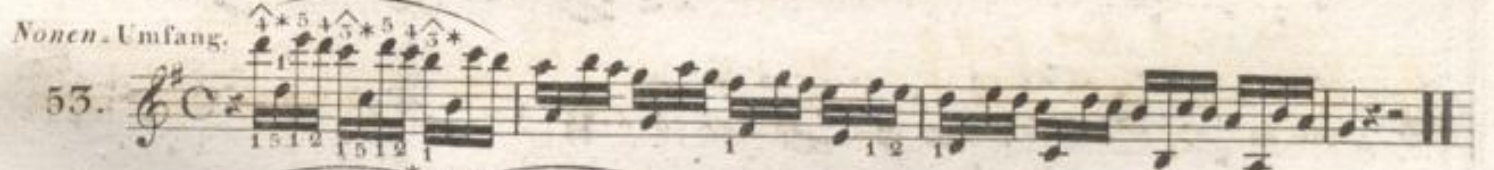




52. 





Nonen-Umfang. 

54. 



(5201.)

Eigenthum u. Verlag von Tob. Haslinger in Wien.

55. Musical notation for exercise 55, first staff. Treble clef, 6/8 time signature. The staff contains a sequence of eighth and sixteenth notes with various accidentals. Fingering numbers (1-5) are written below the notes. There are three asterisks (*) above the staff, each marking a specific point in the exercise.

Musical notation for exercise 55, second staff. Treble clef, 6/8 time signature. Continuation of the exercise with fingering numbers and a double bar line. 56. Musical notation for exercise 56, first staff. Treble clef, common time signature. The staff contains a sequence of eighth and sixteenth notes with various accidentals. Fingering numbers (1-5) are written below the notes.

Musical notation for exercise 56, second staff. Treble clef, common time signature. Continuation of the exercise with fingering numbers and a double bar line.

57. Musical notation for exercise 57, first staff. Treble clef, common time signature. The staff contains a sequence of eighth and sixteenth notes with various accidentals. Fingering numbers (1-5) are written below the notes. There are two asterisks (*) above the staff, each marking a specific point in the exercise.

Musical notation for exercise 57, second staff. Treble clef, common time signature. Continuation of the exercise with fingering numbers and a double bar line.

Musical notation for exercise 58, first staff. Treble clef, common time signature. The staff contains a sequence of eighth and sixteenth notes with various accidentals. Fingering numbers (1-5) are written below the notes. There are two asterisks (*) above the staff, each marking a specific point in the exercise. 58. *Decimen - Umfang.* Musical notation for exercise 58, second staff. Treble clef, common time signature. The staff contains a sequence of eighth and sixteenth notes with various accidentals. Fingering numbers (1-5) are written below the notes. There are two asterisks (*) above the staff, each marking a specific point in the exercise.

Musical notation for exercise 58, third staff. Treble clef, common time signature. Continuation of the exercise with fingering numbers and a double bar line.

59. Musical notation for exercise 59, first staff. Treble clef, common time signature. The staff contains a sequence of eighth and sixteenth notes with various accidentals. Fingering numbers (1-5) are written below the notes. There are two asterisks (*) above the staff, each marking a specific point in the exercise.

Musical notation for exercise 59, second staff. Treble clef, common time signature. Continuation of the exercise with fingering numbers and a double bar line. 60. Musical notation for exercise 60, first staff. Treble clef, common time signature. The staff contains a sequence of eighth and sixteenth notes with various accidentals. Fingering numbers (1-5) are written below the notes.

Musical notation for exercise 60, second staff. Treble clef, common time signature. Continuation of the exercise with fingering numbers and a double bar line.

61. *11^{ten} Umfang* Musical notation for exercise 61, first staff. Treble clef, common time signature. The staff contains a sequence of eighth and sixteenth notes with various accidentals. Fingering numbers (1-5) are written below the notes. There are two asterisks (*) above the staff, each marking a specific point in the exercise.

(5201.)

Eigenthum u. Verlag von Th. Haslinger in Wien.

Musical staff with complex rhythmic patterns and fingerings.

62. Musical staff with rhythmic patterns and fingerings.

in 8. Musical staff with 'Loco.' marking and rhythmic patterns.

Musical staff with rhythmic patterns and fingerings.

64. Musical staff with rhythmic patterns and fingerings.

Musical staff with rhythmic patterns and fingerings.

Kettenreihe Figurenfolge.

65. Musical staff with rhythmic patterns and fingerings.

Musical staff with rhythmic patterns and fingerings.


66. Musical staff with rhythmic patterns and fingerings.


Musical staff with rhythmic patterns and fingerings.


Musical staff with rhythmic patterns and fingerings.

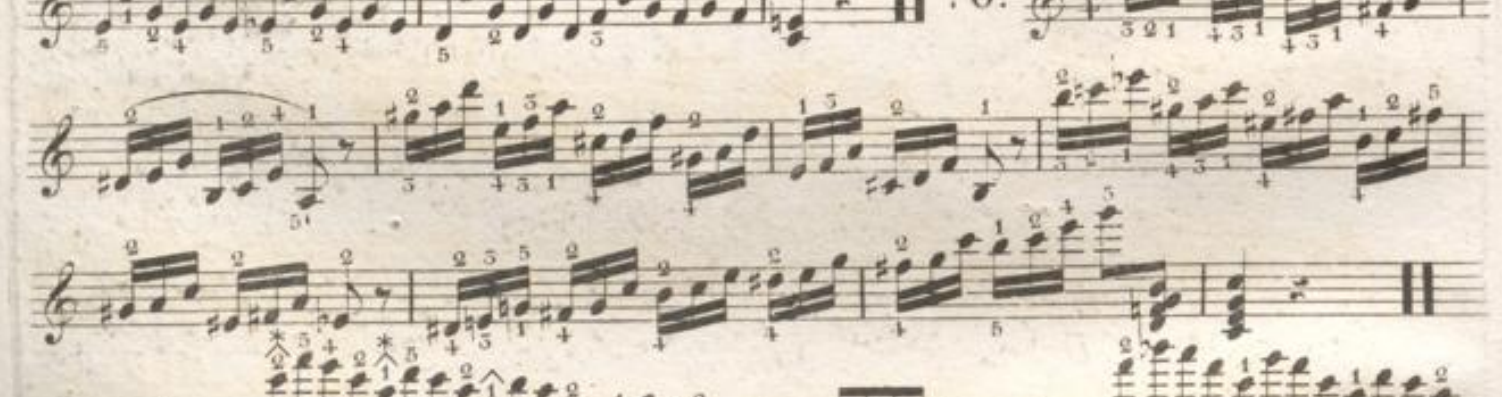
(5201.)


Eigenthum u. Verlag von Tob. Haslinger in Wien.

67. 

68. 

69. 

70. 

71. 

(5201.)

Eigenthum u. Verlag von Tob. Haslinger in Wien.

72.

73.

74.

75.

76.

(5201.)

Eigentum u. Verlag von Tob. Haslinger in Wien.

77. 

78. 





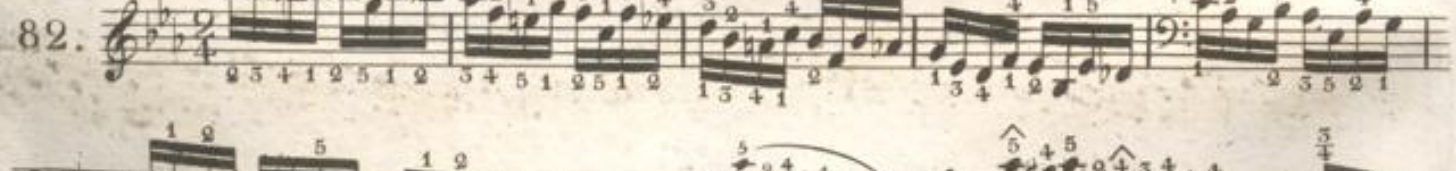


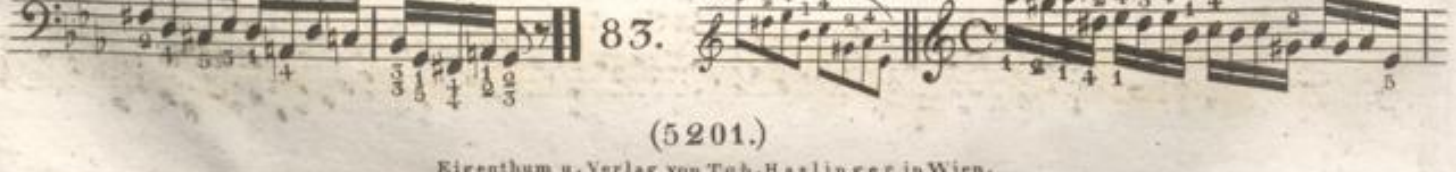
80. 



81. 



82. 



83. 

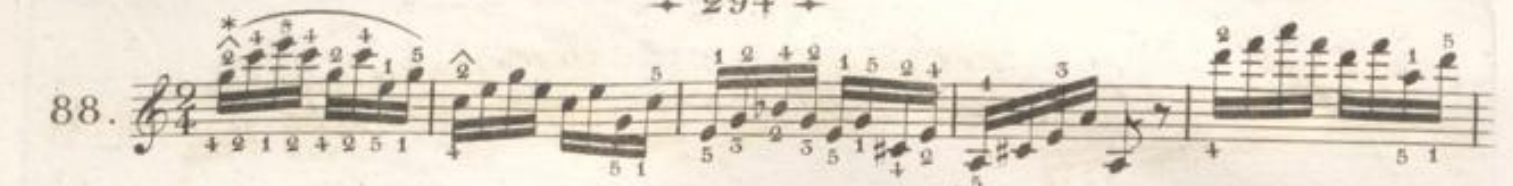
(5201.)


Eigentum u. Verlag von Tob. Haslinger in Wien.


This page contains a musical score for guitar, featuring several exercises and a piece. The score is written on multiple staves, including a single treble clef staff at the top and a grand staff (treble and bass clefs) for exercises 84, 85, 86, and 87. The music is heavily annotated with numbers (1-5) indicating fingerings for each note. Exercise 84 is in 6/8 time and features a melodic line with various fingering patterns. Exercise 85 is in 3/4 time and includes a bass clef part. Exercise 86 is in 3/4 time and is written for the treble clef. Exercise 87 is in 6/8 time and includes a bass clef part. The score concludes with a double bar line and a final chord.


(5201.)


Eigentum u. Verlag von Tob. Haslinger in Wien.


88. 





89. 





90. 



91. 



92. 



(5201.)

Eigenthum u. Verlag von Tob. Haslinger in Wien.

93. 295

94.

95.

96.


The page contains ten staves of musical notation, each with a number (93-96) and a treble clef. The notation includes various rhythmic values, accidentals, and fingerings. Exercise 93 is marked with '295' at the beginning. Exercises 94, 95, and 96 are in different time signatures (3/4, 2/4, 2/4 respectively).

(5201.)

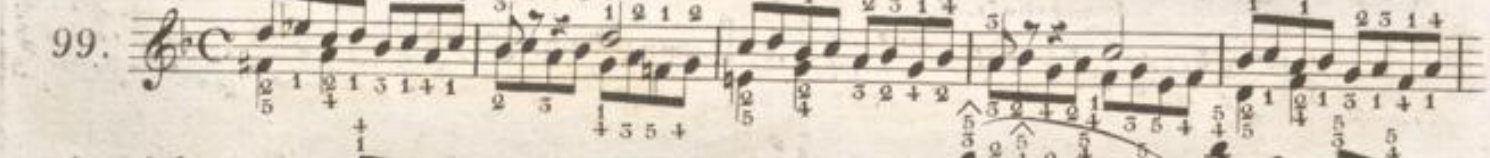
Eigentum u. Verlag von Tob. Haslinger in Wien.


In Doppelgriffen.


296


97. 


98. 

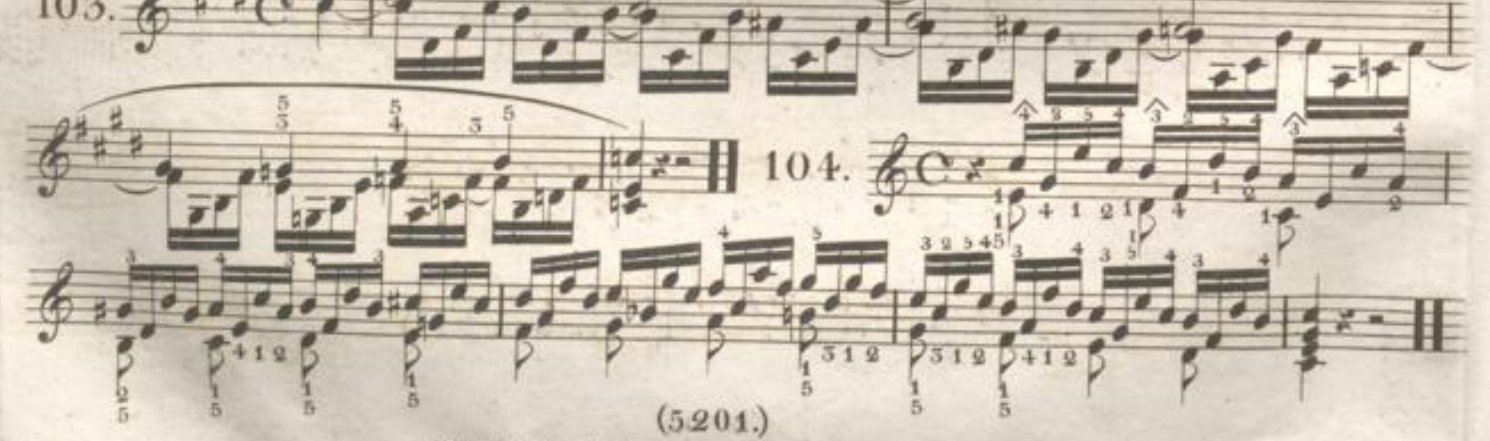
99. 

100. 

101. 

102. 

103. 

104. 

(5201.)

Eigenthum u. Verlag von Tob. Haslinger in Wien.