

Badische Landesbibliothek Karlsruhe

Digitale Sammlung der Badischen Landesbibliothek Karlsruhe

Violin-Schule für Anfänger

(Halbtönsystem); op. 6

Heft 2

Ševčík, Otakar

Leipzig [u.a.], c 1901

Violine

[urn:nbn:de:bsz:31-332530](https://nbn-resolving.org/urn:nbn:de:bsz:31-332530)

Gleichzeitig mit diesem Hefte und den folgenden sind die Bogenstrichübungen desselben Verfassers „Schule der Bogentechnik“ Op. 2 (Heft I) vorzunehmen.

Simultaneously with this and the following parts are to be practised the bowing exercises from the same authors "School of bowing technique" Op. 2 (part I).

Současně s tímto i následujícími sešity nutno hráti cvičení smyčků téhož autora: „Škola smyčcové techniky“ Op. 2 (seš. I).

12.)

Übung im Liegenlassen der Finger auf der Saite.

Exercise in keeping the fingers down on the string.

Cvičení v ponechání prstů na struně.

Edited by H. Brett.

a.)

b.)

13.)

Intervalle.

Intervals.

Intervally.

Terzen. — Thirds. — Tercie

Quarten. — Fourths. — Kvarty

*) Dazu die Melodien aus N^o 14.

***) Mit beiden Stricharten.

****) Zu vier Takten zu üben.

Copyright 1901 by Bosworth & Co

*) Thereto the melodies from N^o 14.

***) With both strokes of the bow.

****) Practise four bars.

R. S. C^o 4283

*) K tomu melodie z č. 14.

***) Oběma smyčky.

****) Po 4 taktech cvičiti.

Quinten - Fifths - Kvinty.

Sexten - Sixths - Sixty.

Septimen - Sevenths - Septimy.

Oktaven - Octaves - Oktávy.

*) Mit beiden Fingersätzen. *) With both fingerings. *) Oběma prstoklady.

14.

Melodien.

Melodies.

Melodie.

13.

14.

15.

16.

17.

18.

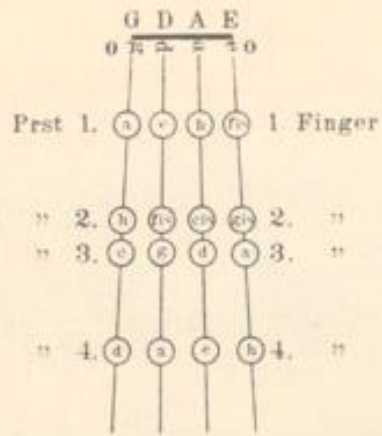
19.

20.

21.

22.

Halbton vom 2. zum 3. Finger: | *Semitone from the 2nd to the 3rd finger:* | Půlton od 2 k 3 prstu.



15.

The page contains several systems of musical exercises. Each system typically consists of two staves: a treble clef staff for the right hand and a bass clef staff for the left hand. The exercises include scales, arpeggios, and chord progressions. Fingerings are indicated by numbers 1, 2, 3 above the notes. Fret numbers are indicated by numbers 0, 1, 2, 3, 4 below the notes. Some exercises are marked with 'a)', 'b)', and 'c)' to indicate different variations or techniques.

Tonleitern: G dur, D dur, A dur. | Scales: G major, D major, A major. | Stupnice: G dur, D dur, A dur.

G dur. — G major.

D dur. — D major.

A dur. — A major.

Gebrochene Akkorde. — Broken chords. — Akordy rozložené.

Detailed description of page 16: This page contains musical exercises in three major keys: G major, D major, and A major. Each key has a scale exercise and a broken chords exercise. The broken chords section includes two variations (a) and (b). Fingerings are indicated by numbers 1-4. Chords and fret positions are labeled with letters like 'G' and 'u.H.' and numbers like '4' and '0'. A guitar fretboard diagram is shown at the bottom of the broken chords section.

17.

Melodien.
Andante. ^{*)}

Melodies.

Melodie.

23.

Detailed description of exercise 23: This exercise is a melody in G major, marked 'Andante'. It is written for a piano with treble and bass staves. The melody is simple and lyrical. There are guitar fretboard diagrams for the first and last notes of the melody, showing the fret and string numbers. The exercise is numbered '23'.

^{*)} Langsam. — Slow. — Volně.

Allegro.^{*)}

24. u.H. G. o.H. G.

Allegro.

26.

Allegro. u.H.

27.

Moderato.^{**)}

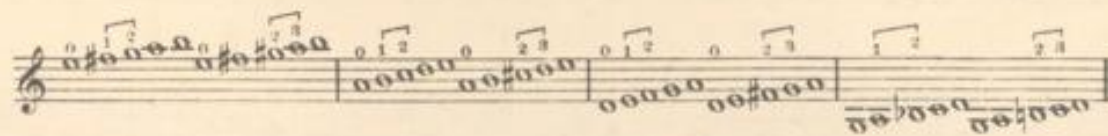
28. G. o.H. G. u.H.

Moderato. o.H. G.

29. u.H. G.

^{*)} Schnell. - *Quick.* - Rychle. ^{**)} Mässig schnell. - *In moderate time.* - V mírném pohybu.

Verbindung der beiden vorhergehenden Halbtöne: 1.-2. und 2.-3. Finger. | *Combination of the both preceding semitones: 1st-2nd and 2nd-3rd fingers.* | Spojování obou předcházejících půltónů: 1.-2. a 2.-3. prst.



18.

a.) Auf einer Saite. — *On one string.* — Na jedné struně.

19.

b.) Abwechselnd auf zwei Saiten. — *Alternately on two strings.* — Střídavě na dvou strunách.

G dur Tonleiter im ganzen Umfan- | *The scale of G major in the whole* | Stupnice G dur v celém rozsahu
ge der 1. Lage. | *extent of the 1st position.* | I. polohy.

Four staves of music in G major, first position. The first staff shows the scale with fingerings (1, 2, 3, 4) and bowing directions (o.H., u.H.). The subsequent staves show various rhythmic patterns and bowing techniques for the scale.

Chromatische Rückungen des 2. Fingers. | *Chromatic advance of the 2nd finger.* | Chromatický postup 2. prstu.
a) Auf einer Saite: | a) *On one string:* | a) Na jedné struně:

A single staff of music showing a chromatic advance of the 2nd finger on one string, with fingerings (0, 2, 2, 0, 2, 2, 0, 2, 2) and a key signature of one sharp (F#).

21.')

Four staves of music showing chromatic exercises. The first staff has a key signature of one sharp (F#) and a 2/4 time signature. The exercises involve chromatic movement of the 2nd finger across strings.

b) Auf zwei Saiten abwechselnd: | b) *Alternately on two strings:* | b) Na dvou strunách střídavě:

A single staff of music showing chromatic exercises alternating between two strings, with fingerings (2, 2, 2, 2, 2, 2, 2, 2, 2) and a key signature of one sharp (F#).

22.')

Three staves of music showing G major scale exercises. The first staff has a key signature of one sharp (F#) and a 2/4 time signature. The exercises involve various rhythmic patterns and bowing techniques for the scale.

*) Dazu die Melodien aus N^o 23.

*) *Thereto the melodies from N^o 23.*

*) K tomu melodie z č. 23.

Musical score for exercise 23, consisting of four staves of music. The notation includes various notes, rests, and fingerings (e.g., 0, 2, 4). Above the staves, there are labels: 'u.H.', 'G.', and 'o.H.'.

23.

Melodien.

Melodies.

Melodie.

30. **Moderato.**

First system of exercise 30, marked 'Moderato'. It consists of a treble and bass staff. The treble staff has notes with fingerings (0, 4) and labels 'G.', 'G.', and 'u.H.'. The bass staff has notes with fingerings (0, 4).

31. **Moderato.**

First system of exercise 31, marked 'Moderato'. It consists of a treble and bass staff. The treble staff has notes with fingerings (0, 4) and labels 'G.', 'o.H.', 'G.', and 'u.H.'. The bass staff has notes with fingerings (0, 4).

Second system of exercise 31, featuring a treble and bass staff with notes and fingerings.

32.

First system of exercise 32, featuring a treble and bass staff with notes and fingerings.

Second system of exercise 32, featuring a treble and bass staff with notes and fingerings.

Third system of exercise 32, featuring a treble and bass staff with notes and fingerings.

*) Vor dem Spielen Noten nennen, halbe und ganze Töne angeben.

*) Before playing name the notes and pick out the semitones and whole tones.

*) Před hraním noty vyjmenovati a určití půltóny i celé tóny.

Allegro moderato.

33.

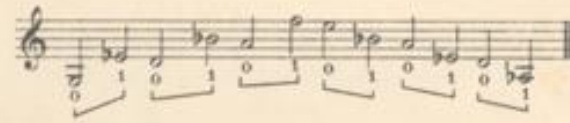
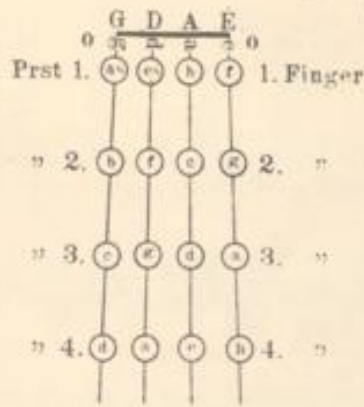
Allegro.

34.

35.

ei - ne, zwei - e, drei - e
 prv - ni dru - ha tje - ti
 1 2 3.

Halbton von der leeren Saite zum 1. Finger. | *Semitone from the open string to the 1st finger.* | Půltón od prázdne struny k 1. prstu.



24.

25.

Tonleitern: F dur, B dur. | *Scales: F major, B^b major.* | Stupnice: F dur, B dur.

Melodien.

26.

Melodie.

Allegro moderato.

Melodies.

36.

Allegro.

37.

Moderato.

38.

Allegro moderato.

39.